



ZX1

Factory Set-Up Recommendations

RR: approximately 1/2" from frame

LR: approximately 1" from frame

LF: hub 0 spacers out

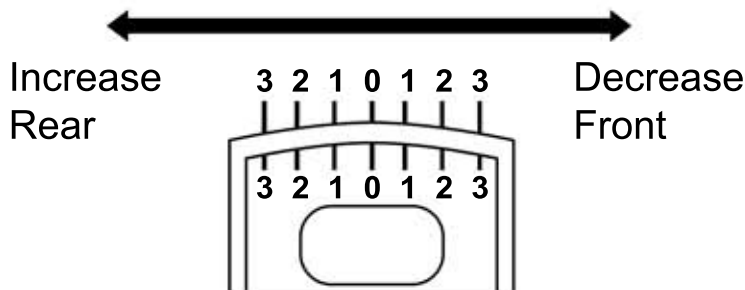
RF: hub 3 spacers out

Camber Adjustments

Camber pills come in 8 offsets. Each pill can add or subtract depending on how it is installed. When a pill is installed with its narrow side toward the tire, it will increase camber. Your selection of pill will determine how much of a change is made. Each pill changes camber by 1/4°.

Caster Adjustments

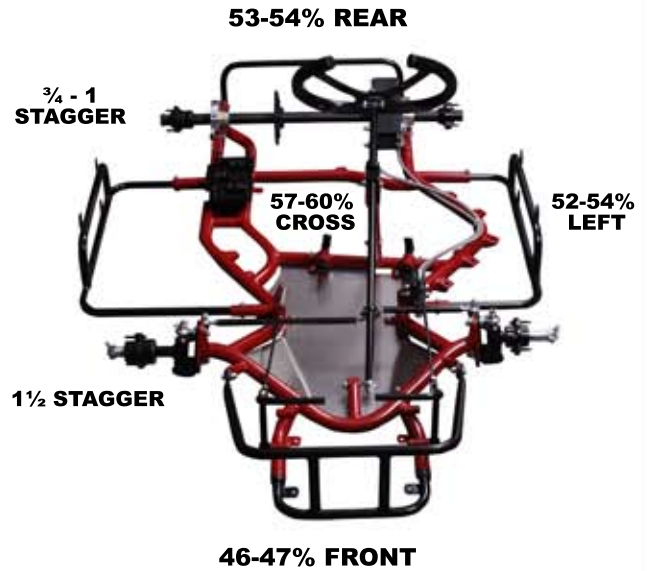
When center lines are aligned, caster is standard. When aligned with its matching line, each succeeding line will increase or decrease caster by 1° up to 3° total.



2223 Platt Springs Rd
 West Columbia, SC 29169
 (803) 794-7247

2 1/2° CAMBER

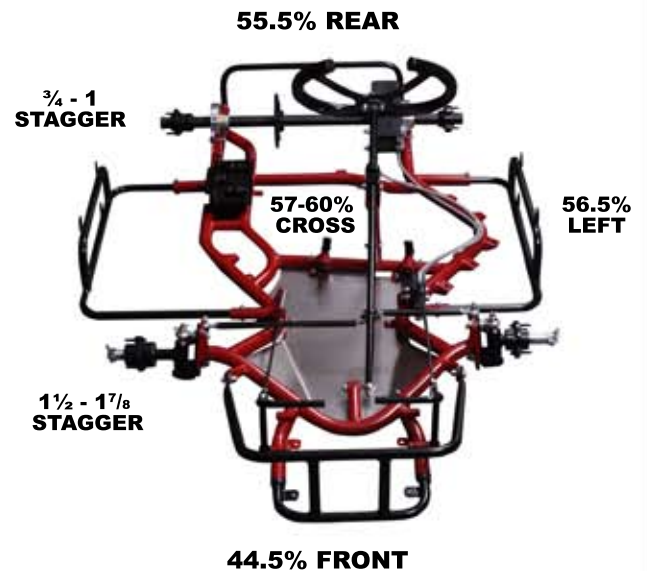
1/2° CAMBER



WKA Purple or Blue / IKF Red or Blue

3 1/4° CAMBER

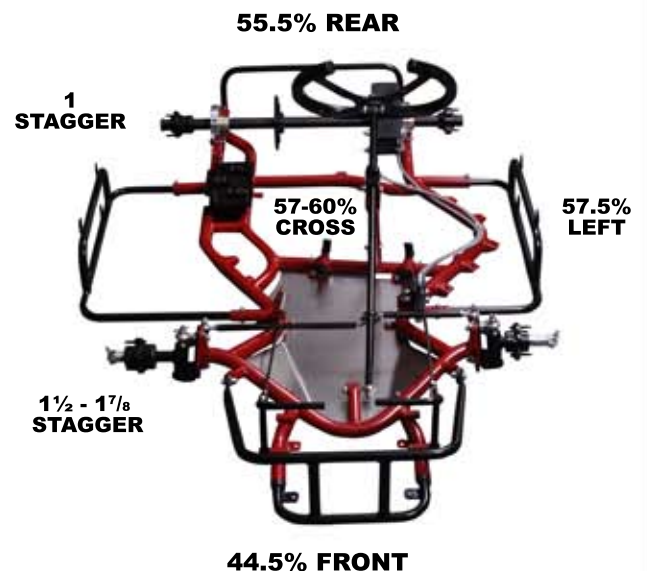
3/4° CAMBER



STOCK

3 1/2 - 4° CAMBER

1/2° CAMBER



MODIFIED